


Summary Institution-Level Pass Rate Data: *Traditional Teacher Preparation Program Within IHE*

| | | | | | |
|----------------------------------------------------------------------------------|--|------------------------------------------------------|------------------------------------------------------|------------------------------------|-----------------------------------------------------|
|  | | HEOA - Title II 2020 - 2021 Academic Year | | | |
| Institution Name | | Rutgers University - Newark | | | |
| Institution Code | | 2512 | | | |
| State | | New Jersey | | | |
| | | | | | |
| Group | | Number Taking Assessment¹ | Number Passing Assessment² | Institutional Pass Rate | Number Taking Assessment¹ |
| All program completers, 2020-21 | | 20 | 16 | 80% | 2240 |
| All program completers, 2019-20 | | 13 | 10 | 77% | 2234 |
| All program completers, 2018-19 | | 11 | 11 | 100% | 2301 |

Note: In cases where there are less than ten students taking the assessment or license/certificate, the number passing and pass rate are not reported.

¹ Number of completers taking one or more assessments within their area of specialization.

² Summary level “Number Taking Assessment” may differ from assessment level “Number Taking Assessment” because each student is counted once at the summary multiple assessments at the assessment level.


Summary Institution-Level Pass Rate Data: *Traditional Teacher Preparation Program Within IHE*

April 4, 2022

| Statewide | |
|-----------------------------------------------------|-----------------------------------|
| <i>Number Passing Assessment²</i> | <i>Statewide Pass Rate</i> |
| 1997 | 89% |
| 2092 | 94% |
| 2206 | 96% |


level but may be counted in

Single Assessment Institution-Level Pass Rate Data: Traditional Teacher Preparation Program Within IHE


| | |
|----------------------------------------------------------------------------------|------------------------------------------------------|
|  | HEOA - Title II 2020 - 2021 Academic Year |
| | Institution Name Rutgers University - Newark |
| | Institution Code 2512 |
| | State New Jersey |

| Assessment Information ¹ | Group | Number Taking Assessment | Number Passing Assessment | Institutional Pass Rate | Institutional Average Scaled Score | Assessment Cut Score ² | Statewide | | |
|----------------------------------------------------------------------------------------------|---------------------------------------------------------------------------|--------------------------|---------------------------|-------------------------|------------------------------------|-----------------------------------|--------------------------|---------------------------|---------------------|
| | | | | | | | Number Taking Assessment | Number Passing Assessment | Statewide Pass Rate |
| ART CONTENT KNOWLEDGE (5134) Test Company: ETS Score Range: 100-200 | All enrolled students who have completed all nonclinical courses, 2020-21 | | | | | | 21 | 17 | 81% |
| | Other enrolled students, 2020-21 | | | | | | 24 | 17 | 71% |
| | All program completers, 2020-21 | | | | | | 51 | 46 | 90% |
| | All program completers, 2019-20 | | | | | | 44 | 43 | 98% |
| | All program completers, 2018-19 | | | | | | 52 | 48 | 92% |
| BIOLOGY CONTENT KNOWLEDGE (0235) Test Company: ETS Score Range: 100-200 | All enrolled students who have completed all nonclinical courses, 2020-21 | | | | | | 20 | 18 | 90% |
| | Other enrolled students, 2020-21 | 1 | | | | 152 | 33 | 31 | 94% |
| | All program completers, 2020-21 | 2 | | | | 152 | 39 | 35 | 90% |
| | All program completers, 2019-20 | | | | | | 51 | 51 | 100% |
| | All program completers, 2018-19 | | | | | | 56 | 56 | 100% |
| BUSINESS ED CONTENT KNOWLEDGE (5101) Test Company: ETS Score Range: 100-200 | All enrolled students who have completed all nonclinical courses, 2020-21 | | | | | | | | |
| | Other enrolled students, 2020-21 | | | | | | | | |
| | All program completers, 2020-21 | | | | | | 3 | | |
| | All program completers, 2019-20 | | | | | | 1 | | |
| | All program completers, 2018-19 | | | | | | 2 | | |
| CHEMISTRY CONTENT KNOWLEDGE (0245) Test Company: ETS Score Range: 100-200 | All enrolled students who have completed all nonclinical courses, 2020-21 | | | | | | 3 | | |
| | Other enrolled students, 2020-21 | | | | | | 6 | | |
| | All program completers, 2020-21 | | | | | | 16 | 15 | 94% |
| | All program completers, 2019-20 | | | | | | 12 | 12 | 100% |
| | All program completers, 2018-19 | 1 | | | | | 152 | 14 | 14 |


Single Assessment Institution-Level Pass Rate Data: Traditional Teacher Preparation Program Within IHE

|  | | <p align="center">HEOA - Title II 2020 - 2021 Academic Year</p> | | | | | <p align="center">Statewide</p> | | | | |
|-----------------------------------------------------------------------------------------------------------------|---------------------------------------------------------------------------|--------------------------------------------------------------------------------------------------|---|---------------------------------|----------------------------------|--------------------------------|-------------------------------------------|-----------------------------------------|---------------------------------|----------------------------------|----------------------------|
| Institution Name Institution Code State | | <p align="center">Rutgers University - Newark 2512 New Jersey</p> | | | | | | | | | |
| Assessment Information¹ | | Group | | Number Taking Assessment | Number Passing Assessment | Institutional Pass Rate | Institutional Average Scaled Score | Assessment Cut Score² | Number Taking Assessment | Number Passing Assessment | Statewide Pass Rate |
| EARLY CHILDHOOD CONTENT KNOWLEDGE (DISCONTINUED) (5022) Test Company: ETS Score Range: 100-200 | All enrolled students who have completed all nonclinical courses, 2020-21 | | | | | | | | | | |
| | Other enrolled students, 2020-21 | | | | | | | | | | |
| | All program completers, 2020-21 | | | | | | | | | | |
| | All program completers, 2019-20 | | | | | | | | | | |
| | All program completers, 2018-19 | | | | | | | | 6 | | |
| EARLY CHILDHOOD EDUCATION (5025) Test Company: ETS Score Range: 100-200 | All enrolled students who have completed all nonclinical courses, 2020-21 | | | | | | | | 95 | 92 | 97% |
| | Other enrolled students, 2020-21 | | | | | | | | 200 | 171 | 86% |
| | All program completers, 2020-21 | | | | | | | | 305 | 299 | 98% |
| | All program completers, 2019-20 | | | | | | | | 238 | 234 | 98% |
| | All program completers, 2018-19 | | | | | | | | 272 | 260 | 96% |
| EARTH AND SPACE SCIENCES - CK (5571) Test Company: ETS Score Range: 100-200 | All enrolled students who have completed all nonclinical courses, 2020-21 | | | | | | | | 2 | | |
| | Other enrolled students, 2020-21 | | | | | | | | 5 | | |
| | All program completers, 2020-21 | | 1 | | | | | | 6 | 153 | |
| | All program completers, 2019-20 | | | | | | | | 4 | | |
| | All program completers, 2018-19 | | | | | | | | 11 | 10 | 91% |
| ELEM ED MULTI SUBJ MATHEMATICS (DISC) (5033) Test Company: ETS Score Range: 100-200 | All enrolled students who have completed all nonclinical courses, 2020-21 | | | | | | | | | | |
| | Other enrolled students, 2020-21 | | | | | | | | | | |
| | All program completers, 2020-21 | | | | | | | | | | |
| | All program completers, 2019-20 | | | | | | | | | | |
| | All program completers, 2018-19 | | | | | | | | 1 | | |


Single Assessment Institution-Level Pass Rate Data: Traditional Teacher Preparation Program Within IHE

|  | | HEOA - Title II 2020 - 2021 Academic Year | | | | | Statewide | | | |
|--------------------------------------------------------------------------------------------------------------------------|---------------------------------------------------------------------------|------------------------------------------------------------------------|----------------------------------|--------------------------------|-------------------------------------------|-----------------------------------------|---------------------------------|----------------------------------|----------------------------|--|
| Institution Name Institution Code State | | Rutgers University - Newark 2512 New Jersey | | | | | | | | |
| Assessment Information¹ | Group | Number Taking Assessment | Number Passing Assessment | Institutional Pass Rate | Institutional Average Scaled Score | Assessment Cut Score² | Number Taking Assessment | Number Passing Assessment | Statewide Pass Rate | |
| ELEM ED MULTI SUBJ MATHEMATICS (5003) <i>Test Company: ETS</i> <i>Score Range: 100-200</i> | All enrolled students who have completed all nonclinical courses, 2020-21 | | | | | | 301 | 286 | 95% | |
| | Other enrolled students, 2020-21 | | | | | | 827 | 717 | 87% | |
| | All program completers, 2020-21 | | | | | | 1037 | 1004 | 97% | |
| | All program completers, 2019-20 | | | | | | 1060 | 1050 | 99% | |
| | All program completers, 2018-19 | | | | | | 1124 | 1105 | 98% | |
| ELEM ED MULTI SUBJ READING LANG ARTS (DISC) (5032) <i>Test Company: ETS</i> <i>Score Range: 100-200</i> | All enrolled students who have completed all nonclinical courses, 2020-21 | | | | | | | | | |
| | Other enrolled students, 2020-21 | | | | | | | | | |
| | All program completers, 2020-21 | | | | | | | | | |
| | All program completers, 2019-20 | | | | | | | | | |
| | All program completers, 2018-19 | | | | | | 1 | | | |
| ELEM ED MULTI SUBJ READING LANG ARTS (5002) <i>Test Company: ETS</i> <i>Score Range: 100-200</i> | All enrolled students who have completed all nonclinical courses, 2020-21 | | | | | | 299 | 279 | 93% | |
| | Other enrolled students, 2020-21 | | | | | | 831 | 710 | 85% | |
| | All program completers, 2020-21 | | | | | | 1038 | 1006 | 97% | |
| | All program completers, 2019-20 | | | | | | 1061 | 1044 | 98% | |
| | All program completers, 2018-19 | | | | | | 1122 | 1098 | 98% | |
| ELEM ED MULTI SUBJ SCIENCES (DISC) (5035) <i>Test Company: ETS</i> <i>Score Range: 100-200</i> | All enrolled students who have completed all nonclinical courses, 2020-21 | | | | | | | | | |
| | Other enrolled students, 2020-21 | | | | | | | | | |
| | All program completers, 2020-21 | | | | | | | | | |
| | All program completers, 2019-20 | | | | | | | | | |
| | All program completers, 2018-19 | | | | | | 1 | | | |


Single Assessment Institution-Level Pass Rate Data: Traditional Teacher Preparation Program Within IHE

|  | | <p align="center">HEOA - Title II 2020 - 2021 Academic Year</p> | | | | | <p align="center">Statewide</p> | | | |
|-----------------------------------------------------------------------------------------------------------------------|---------------------------------------------------------------------------|--------------------------------------------------------------------------------------------------|----------------------------------|--------------------------------|-------------------------------------------|------------------------------------------|----------------------------------------|----------------------------------|----------------------------|--|
| Institution Name Institution Code State | | <p align="center">Rutgers University - Newark 2512 New Jersey</p> | | | | | | | | |
| <i>Assessment Information</i> ¹ | <i>Group</i> | <i>Number Taking Assessment</i> | <i>Number Passing Assessment</i> | <i>Institutional Pass Rate</i> | <i>Institutional Average Scaled Score</i> | <i>Assessment Cut Score</i> ² | <i>Number Taking Assessment</i> | <i>Number Passing Assessment</i> | <i>Statewide Pass Rate</i> | |
| ELEM ED MULTI SUBJ SCIENCES (5005) <i>Test Company: ETS</i> <i>Score Range: 100-200</i> | All enrolled students who have completed all nonclinical courses, 2020-21 | | | | | | 294 | 269 | 91% | |
| | Other enrolled students, 2020-21 | | | | | | 809 | 616 | 76% | |
| | All program completers, 2020-21 | | | | | | 1039 | 984 | 95% | |
| | All program completers, 2019-20 | | | | | | 1060 | 1040 | 98% | |
| | All program completers, 2018-19 | | | | | | 1123 | 1100 | 98% | |
| ELEM ED MULTI SUBJ SOCIAL STUDIES (DISC) (5034) <i>Test Company: ETS</i> <i>Score Range: 100-200</i> | All enrolled students who have completed all nonclinical courses, 2020-21 | | | | | | | | | |
| | Other enrolled students, 2020-21 | | | | | | | | | |
| | All program completers, 2020-21 | | | | | | | | | |
| | All program completers, 2019-20 | | | | | | | | | |
| | All program completers, 2018-19 | | | | | | 1 | | | |
| ELEM ED MULTI SUBJ SOCIAL STUDIES (5004) <i>Test Company: ETS</i> <i>Score Range: 100-200</i> | All enrolled students who have completed all nonclinical courses, 2020-21 | | | | | | 298 | 261 | 88% | |
| | Other enrolled students, 2020-21 | | | | | | 811 | 596 | 73% | |
| | All program completers, 2020-21 | | | | | | 1041 | 969 | 93% | |
| | All program completers, 2019-20 | | | | | | 1061 | 1011 | 95% | |
| | All program completers, 2018-19 | | | | | | 1123 | 1077 | 96% | |
| ENGLISH LANGUAGE ARTS: CK (5038) <i>Test Company: ETS</i> <i>Score Range: 100-200</i> | All enrolled students who have completed all nonclinical courses, 2020-21 | | | | | | 51 | 47 | 92% | |
| | Other enrolled students, 2020-21 | 1 | | | | 167 | 127 | 96 | 76% | |
| | All program completers, 2020-21 | 9 | | | | 167 | 188 | 175 | 93% | |
| | All program completers, 2019-20 | 6 | | | | 167 | 180 | 179 | 99% | |
| | All program completers, 2018-19 | 3 | | | | 167 | 212 | 207 | 98% | |


Single Assessment Institution-Level Pass Rate Data: Traditional Teacher Preparation Program Within IHE

|  | | HEOA - Title II 2020 - 2021 Academic Year | | | | | Statewide | | | |
|----------------------------------------------------------------------------------------------|---------------------------------------------------------------------------|------------------------------------------------------|----------------------------------|--------------------------------|-------------------------------------------|-----------------------------------------|---------------------------------|----------------------------------|----------------------------|--|
| Institution Name | | Rutgers University - Newark | | | | | | | | |
| Institution Code | | 2512 | | | | | | | | |
| State | | New Jersey | | | | | | | | |
| Assessment Information¹ | Group | Number Taking Assessment | Number Passing Assessment | Institutional Pass Rate | Institutional Average Scaled Score | Assessment Cut Score² | Number Taking Assessment | Number Passing Assessment | Statewide Pass Rate | |
| FRENCH WORLD LANGUAGE (5174) Test Company: ETS Score Range: 100-200 | All enrolled students who have completed all nonclinical courses, 2020-21 | | | | | | | | | |
| | Other enrolled students, 2020-21 | | | | | | 2 | | | |
| | All program completers, 2020-21 | | | | | | 2 | | | |
| | All program completers, 2019-20 | | | | | | 2 | | | |
| | All program completers, 2018-19 | | | | | | 1 | | | |
| GENERAL SCI CONTENT KNOWLEDGE (0435) Test Company: ETS Score Range: 100-200 | All enrolled students who have completed all nonclinical courses, 2020-21 | | | | | | 29 | 27 | 93% | |
| | Other enrolled students, 2020-21 | 1 | | | | 152 | 47 | 37 | 79% | |
| | All program completers, 2020-21 | 3 | | | | 152 | 77 | 72 | 94% | |
| | All program completers, 2019-20 | | | | | | 77 | 72 | 94% | |
| | All program completers, 2018-19 | 1 | | | | 152 | 91 | 90 | 99% | |
| HEALTH AND PE (5857) Test Company: ETS Score Range: 100-200 | All enrolled students who have completed all nonclinical courses, 2020-21 | | | | | | 46 | 37 | 80% | |
| | Other enrolled students, 2020-21 | | | | | | 116 | 86 | 74% | |
| | All program completers, 2020-21 | | | | | | 134 | 124 | 93% | |
| | All program completers, 2019-20 | | | | | | 136 | 130 | 96% | |
| | All program completers, 2018-19 | | | | | | 122 | 117 | 96% | |
| MARKETING EDUCATION (5561) Test Company: ETS Score Range: 100-200 | All enrolled students who have completed all nonclinical courses, 2020-21 | | | | | | | | | |
| | Other enrolled students, 2020-21 | | | | | | | | | |
| | All program completers, 2020-21 | | | | | | | | | |
| | All program completers, 2019-20 | | | | | | 1 | | | |
| | All program completers, 2018-19 | | | | | | | | | |


Single Assessment Institution-Level Pass Rate Data: Traditional Teacher Preparation Program Within IHE

|  | | HEOA - Title II 2020 - 2021 Academic Year | | | | | Statewide | | | |
|------------------------------------------------------------------------------------------------------------|---------------------------------------------------------------------------|------------------------------------------------------|----------------------------------|--------------------------------|-------------------------------------------|-----------------------------------------|---------------------------------|----------------------------------|----------------------------|--|
| Institution Name | | Rutgers University - Newark | | | | | | | | |
| Institution Code | | 2512 | | | | | | | | |
| State | | New Jersey | | | | | | | | |
| Assessment Information¹ | Group | Number Taking Assessment | Number Passing Assessment | Institutional Pass Rate | Institutional Average Scaled Score | Assessment Cut Score² | Number Taking Assessment | Number Passing Assessment | Statewide Pass Rate | |
| MATHEMATICS CONTENT KNOWLEDGE (5161) <i>Test Company: ETS</i> <i>Score Range: 100-200</i> | All enrolled students who have completed all nonclinical courses, 2020-21 | | | | | | 25 | 11 | 44% | |
| | Other enrolled students, 2020-21 | 2 | | | | 160 | 81 | 29 | 36% | |
| | All program completers, 2020-21 | 3 | | | | 160 | 92 | 81 | 88% | |
| | All program completers, 2019-20 | | | | | | 102 | 95 | 93% | |
| | All program completers, 2018-19 | 2 | | | | 160 | 135 | 127 | 94% | |
| MIDDLE SCHOOL SCIENCE (5440) <i>Test Company: ETS</i> <i>Score Range: 100-200</i> | All enrolled students who have completed all nonclinical courses, 2020-21 | | | | | | | | | |
| | Other enrolled students, 2020-21 | | | | | | 1 | | | |
| | All program completers, 2020-21 | | | | | | | | | |
| | All program completers, 2019-20 | | | | | | | | | |
| | All program completers, 2018-19 | | | | | | | | | |
| MUSIC CONTENT KNOWLEDGE (0113) <i>Test Company: ETS</i> <i>Score Range: 100-200</i> | All enrolled students who have completed all nonclinical courses, 2020-21 | | | | | | 22 | 21 | 95% | |
| | Other enrolled students, 2020-21 | | | | | | 52 | 44 | 85% | |
| | All program completers, 2020-21 | | | | | | 106 | 101 | 95% | |
| | All program completers, 2019-20 | | | | | | 142 | 139 | 98% | |
| | All program completers, 2018-19 | | | | | | 138 | 136 | 99% | |
| PHYSICAL ED CONTENT KNOWLEDGE (5091) <i>Test Company: ETS</i> <i>Score Range: 100-200</i> | All enrolled students who have completed all nonclinical courses, 2020-21 | | | | | | | | | |
| | Other enrolled students, 2020-21 | | | | | | 2 | | | |
| | All program completers, 2020-21 | | | | | | | | | |
| | All program completers, 2019-20 | | | | | | | | | |
| | All program completers, 2018-19 | | | | | | | | | |


Single Assessment Institution-Level Pass Rate Data: Traditional Teacher Preparation Program Within IHE

|  | | HEOA - Title II 2020 - 2021 Academic Year | | | | | Statewide | | | | |
|---------------------------------------------------------------------------------------------------------------|---------------------------------------------------------------------------|------------------------------------------------------|---------------------------------|----------------------------------|--------------------------------|-------------------------------------------|-----------------------------------------|---------------------------------|----------------------------------|----------------------------|----------------------------|
| Institution Name | | Rutgers University - Newark | | | | | Number Taking Assessment | | Number Passing Assessment | | Statewide Pass Rate |
| Institution Code | | 2512 | | | | | | | | | |
| State | | New Jersey | | | | | | | | | |
| Assessment Information¹ | | Group | Number Taking Assessment | Number Passing Assessment | Institutional Pass Rate | Institutional Average Scaled Score | Assessment Cut Score² | Number Taking Assessment | Number Passing Assessment | Statewide Pass Rate | |
| PHYSICS CONTENT KNOWLEDGE (5265) <i>Test Company: ETS</i> <i>Score Range: 100-200</i> | All enrolled students who have completed all nonclinical courses, 2020-21 | | | | | | | 3 | | | |
| | Other enrolled students, 2020-21 | | | | | | | 5 | | | |
| | All program completers, 2020-21 | | | | | | | 17 | 17 | 100% | |
| | All program completers, 2019-20 | | | | | | | 13 | 13 | 100% | |
| | All program completers, 2018-19 | | | | | | | 10 | 10 | 100% | |
| SOCIAL STUDIES CONTENT KNOWLEDGE (0081) <i>Test Company: ETS</i> <i>Score Range: 100-200</i> | All enrolled students who have completed all nonclinical courses, 2020-21 | | | | | | | 56 | 51 | 91% | |
| | Other enrolled students, 2020-21 | | 5 | | | | 157 | 148 | 110 | 74% | |
| | All program completers, 2020-21 | | 4 | | | | 157 | 194 | 175 | 90% | |
| | All program completers, 2019-20 | | 4 | | | | 157 | 196 | 186 | 95% | |
| | All program completers, 2018-19 | | 5 | | | | 157 | 180 | 175 | 97% | |
| SPANISH WORLD LANGUAGE (5195) <i>Test Company: ETS</i> <i>Score Range: 100-200</i> | All enrolled students who have completed all nonclinical courses, 2020-21 | | | | | | | 9 | | | |
| | Other enrolled students, 2020-21 | | | | | | | 12 | 6 | 50% | |
| | All program completers, 2020-21 | | | | | | | 11 | 11 | 100% | |
| | All program completers, 2019-20 | | 3 | | | | 168 | 26 | 25 | 96% | |
| | All program completers, 2018-19 | | | | | | | 17 | 15 | 88% | |
| SPEECH COMMUNICATION: CK (5221) <i>Test Company: ETS</i> <i>Score Range: 100-200</i> | All enrolled students who have completed all nonclinical courses, 2020-21 | | | | | | | | | | |
| | Other enrolled students, 2020-21 | | | | | | | | | | |
| | All program completers, 2020-21 | | | | | | | 1 | | | |
| | All program completers, 2019-20 | | | | | | | | | | |
| | All program completers, 2018-19 | | | | | | | | | | |


Single Assessment Institution-Level Pass Rate Data: Traditional Teacher Preparation Program Within IHE

|  | | <p align="center">HEOA - Title II 2020 - 2021 Academic Year</p> | | | | | <p align="center">Statewide</p> | | | | | |
|--------------------------------------------------------------------------------------------------------------------|---------------------------------------------------------------------------|--------------------------------------------------------------------------------------------------|----------------------------------|--------------------------------|-------------------------------------------|-----------------------------------------|----------------------------------------|----------------------------------|----------------------------|----------------------------------|--|----------------------------|
| Institution Name Institution Code State | | <p align="center">Rutgers University - Newark 2512 New Jersey</p> | | | | | | | | | | |
| Assessment Information¹ | | Group | | | | | Number Taking Assessment | | | Number Passing Assessment | | Statewide Pass Rate |
| | | Number Taking Assessment | Number Passing Assessment | Institutional Pass Rate | Institutional Average Scaled Score | Assessment Cut Score² | Number Taking Assessment | Number Passing Assessment | Statewide Pass Rate | | | |
| TECHNOLOGY EDUCATION (5051) <i>Test Company: ETS</i> <i>Score Range: 100-200</i> | All enrolled students who have completed all nonclinical courses, 2020-21 | | | | | | | | | | | |
| | Other enrolled students, 2020-21 | | | | | | 1 | | | | | |
| | All program completers, 2020-21 | 1 | | | | 159 | 4 | | | | | |
| | All program completers, 2019-20 | | | | | | 5 | | | | | |
| | All program completers, 2018-19 | | | | | | 7 | | | | | |
| THEATRE (5641) <i>Test Company: ETS</i> <i>Score Range: 100-200</i> | All enrolled students who have completed all nonclinical courses, 2020-21 | | | | | | 2 | | | | | |
| | Other enrolled students, 2020-21 | | | | | | 4 | | | | | |
| | All program completers, 2020-21 | | | | | | 10 | 10 | 100% | | | |
| | All program completers, 2019-20 | | | | | | 4 | | | | | |
| | All program completers, 2018-19 | | | | | | 3 | | | | | |
| EDTPA: BUSINESS EDUCATION (TPA0102) <i>Test Company: E. S. Pearson*</i> <i>Score Range: 15-75</i> | All enrolled students who have completed all nonclinical courses, 2020-21 | | | | | | | | | | | |
| | Other enrolled students, 2020-21 | | | | | | | | | | | |
| | All program completers, 2020-21 | | | | | | 3 | | | | | |
| | All program completers, 2019-20 | | | | | | 1 | | | | | |
| | All program completers, 2018-19 | | | | | | | | | | | |
| EDTPA: EARLY CHILDHOOD (TPA0014) <i>Test Company: E. S. Pearson*</i> <i>Score Range: 15-75</i> | All enrolled students who have completed all nonclinical courses, 2020-21 | | | | | | 1 | | | | | |
| | Other enrolled students, 2020-21 | | | | | | 6 | | | | | |
| | All program completers, 2020-21 | | | | | | 270 | 259 | 96% | | | |
| | All program completers, 2019-20 | | | | | | 192 | 186 | 97% | | | |
| | All program completers, 2018-19 | | | | | | | | | | | |


Single Assessment Institution-Level Pass Rate Data: Traditional Teacher Preparation Program Within IHE

|  | | <p align="center">HEOA - Title II 2020 - 2021 Academic Year</p> | | | | | <p align="center">Statewide</p> | | | | |
|--------------------------------------------------------------------------------------------------------------------------------------------------|---------------------------------------------------------------------------|----------------------------------------------------------------------------|--|-------------------------------------------------------|--------------------------------------------------------|------------------------------------------------------|-----------------------------------------------------------------|---------------------------------------------------------------|-------------------------------------------------------|--------------------------------------------------------|--------------------------------------------------|
| Institution Name Institution Code State | | <p align="center">Rutgers University - Newark 2512 New Jersey</p> | | | | | | | | | |
| <p align="center"><i>Assessment Information</i>¹</p> | | <p align="center"><i>Group</i></p> | | <p align="center"><i>Number Taking Assessment</i></p> | <p align="center"><i>Number Passing Assessment</i></p> | <p align="center"><i>Institutional Pass Rate</i></p> | <p align="center"><i>Institutional Average Scaled Score</i></p> | <p align="center"><i>Assessment Cut Score</i>²</p> | <p align="center"><i>Number Taking Assessment</i></p> | <p align="center"><i>Number Passing Assessment</i></p> | <p align="center"><i>Statewide Pass Rate</i></p> |
| <p><i>EDTPA: ELEM ED LITERACY WITH MATHEMATICS TASK 4 (TPA0110)</i></p> <p><i>Test Company: E. S. Pearson*</i> <i>Score Range: 18-90</i></p> | All enrolled students who have completed all nonclinical courses, 2020-21 | | | | | | | | | | |
| | Other enrolled students, 2020-21 | | | | | | | 3 | | | |
| | All program completers, 2020-21 | | | | | | | | 808 | 768 | 95% |
| | All program completers, 2019-20 | | | | | | | | 885 | 855 | 97% |
| | All program completers, 2018-19 | | | | | | | | | | |
| <p><i>EDTPA: ENGLISH AS AN ADDITIONAL LANGUAGE (TPA0115)</i></p> <p><i>Test Company: E. S. Pearson*</i> <i>Score Range: 15-75</i></p> | All enrolled students who have completed all nonclinical courses, 2020-21 | | | | | | | | | | |
| | Other enrolled students, 2020-21 | | | | | | | | | | |
| | All program completers, 2020-21 | | | | | | | | 15 | 15 | 100% |
| | All program completers, 2019-20 | | | | | | | | 15 | 15 | 100% |
| | All program completers, 2018-19 | | | | | | | | | | |
| <p><i>EDTPA: HEALTH EDUCATION (TPA0119)</i></p> <p><i>Test Company: E. S. Pearson*</i> <i>Score Range: 15-75</i></p> | All enrolled students who have completed all nonclinical courses, 2020-21 | | | | | | | | | | |
| | Other enrolled students, 2020-21 | | | | | | | | | | |
| | All program completers, 2020-21 | | | | | | | | 3 | | |
| | All program completers, 2019-20 | | | | | | | | 1 | | |
| | All program completers, 2018-19 | | | | | | | | | | |
| <p><i>EDTPA: K-12 PERFORMING ARTS (TPA0021)</i></p> <p><i>Test Company: E. S. Pearson*</i> <i>Score Range: 15-75</i></p> | All enrolled students who have completed all nonclinical courses, 2020-21 | | | | | | | | 1 | | |
| | Other enrolled students, 2020-21 | | | | | | | | 4 | | |
| | All program completers, 2020-21 | | | | | | | | 107 | 105 | 98% |
| | All program completers, 2019-20 | | | | | | | | 126 | 123 | 98% |
| | All program completers, 2018-19 | | | | | | | | | | |


Single Assessment Institution-Level Pass Rate Data: Traditional Teacher Preparation Program Within IHE

|  | | <p align="center">HEOA - Title II 2020 - 2021 Academic Year</p> | | | | | <p align="center">Statewide</p> | | | |
|------------------------------------------------------------------------------------------------------------------------------------------|---------------------------------------------------------------------------|----------------------------------------------------------------------------|--------------------------------------------------------|------------------------------------------------------|-----------------------------------------------------------------|---------------------------------------------------------------|-------------------------------------------------------|--------------------------------------------------------|--------------------------------------------------|--|
| <p>Institution Name</p> | | <p align="center">Rutgers University - Newark</p> | | | | | | | | |
| <p>Institution Code</p> | | <p align="center">2512</p> | | | | | | | | |
| <p>State</p> | | <p align="center">New Jersey</p> | | | | | | | | |
| <p align="center">Assessment Information¹</p> | <p align="center">Group</p> | <p align="center">Number Taking Assessment</p> | <p align="center">Number Passing Assessment</p> | <p align="center">Institutional Pass Rate</p> | <p align="center">Institutional Average Scaled Score</p> | <p align="center">Assessment Cut Score²</p> | <p align="center">Number Taking Assessment</p> | <p align="center">Number Passing Assessment</p> | <p align="center">Statewide Pass Rate</p> | |
| <p><i>EDTPA: PHYSICAL EDUCATION (TPA0011)</i></p> <p><i>Test Company: E. S. Pearson*</i> <i>Score Range: 15-75</i></p> | All enrolled students who have completed all nonclinical courses, 2020-21 | | | | | | | | | |
| | Other enrolled students, 2020-21 | | | | | | 2 | | | |
| | All program completers, 2020-21 | | | | | | 110 | 107 | 97% | |
| | All program completers, 2019-20 | | | | | | 125 | 119 | 95% | |
| | All program completers, 2018-19 | | | | | | | | | |
| <p><i>EDTPA: SECONDARY ENGLISH LANGUAGE ARTS (TPA0003)</i></p> <p><i>Test Company: E. S. Pearson*</i> <i>Score Range: 15-75</i></p> | All enrolled students who have completed all nonclinical courses, 2020-21 | | | | | | 1 | | | |
| | Other enrolled students, 2020-21 | | | | | | 2 | | | |
| | All program completers, 2020-21 | 9 | | | | 37 | 134 | 131 | 98% | |
| | All program completers, 2019-20 | 5 | | | | 37 | 153 | 150 | 98% | |
| | All program completers, 2018-19 | | | | | | | | | |
| <p><i>EDTPA: SECONDARY HISTORY-SOCIAL STUDIES (TPA0004)</i></p> <p><i>Test Company: E. S. Pearson*</i> <i>Score Range: 15-75</i></p> | All enrolled students who have completed all nonclinical courses, 2020-21 | | | | | | 2 | | | |
| | Other enrolled students, 2020-21 | | | | | | 2 | | | |
| | All program completers, 2020-21 | 4 | | | | 37 | 150 | 147 | 98% | |
| | All program completers, 2019-20 | 2 | | | | 37 | 159 | 159 | 100% | |
| | All program completers, 2018-19 | | | | | | | | | |
| <p><i>EDTPA: SECONDARY MATHEMATICS (TPA0005)</i></p> <p><i>Test Company: E. S. Pearson*</i> <i>Score Range: 15-75</i></p> | All enrolled students who have completed all nonclinical courses, 2020-21 | | | | | | 1 | | | |
| | Other enrolled students, 2020-21 | | | | | | 2 | | | |
| | All program completers, 2020-21 | 3 | | | | 37 | 80 | 72 | 90% | |
| | All program completers, 2019-20 | | | | | | 80 | 77 | 96% | |
| | All program completers, 2018-19 | | | | | | | | | |


Single Assessment Institution-Level Pass Rate Data: Traditional Teacher Preparation Program Within IHE

|  | | HEOA - Title II 2020 - 2021 Academic Year | | | | | Statewide | | | |
|-----------------------------------------------------------------------------------------------------------------------|---------------------------------------------------------------------------|------------------------------------------------------|----------------------------------|--------------------------------|-------------------------------------------|-----------------------------------------|---------------------------------|----------------------------------|----------------------------|--|
| Institution Name | | Rutgers University - Newark | | | | | | | | |
| Institution Code | | 2512 | | | | | | | | |
| State | | New Jersey | | | | | | | | |
| Assessment Information¹ | Group | Number Taking Assessment | Number Passing Assessment | Institutional Pass Rate | Institutional Average Scaled Score | Assessment Cut Score² | Number Taking Assessment | Number Passing Assessment | Statewide Pass Rate | |
| EDTPA: SECONDARY SCIENCE (TPA0006) Test Company: E.S. Pearson* Score Range: 15-75 | All enrolled students who have completed all nonclinical courses, 2020-21 | | | | | | | | | |
| | Other enrolled students, 2020-21 | | | | | | 1 | | | |
| | All program completers, 2020-21 | 2 | | | | 37 | 64 | 59 | 92% | |
| | All program completers, 2019-20 | | | | | | 65 | 64 | 98% | |
| | All program completers, 2018-19 | | | | | | | | | |
| EDTPA: SPECIAL EDUCATION (TPA0012) Test Company: E.S. Pearson* Score Range: 15-75 | All enrolled students who have completed all nonclinical courses, 2020-21 | | | | | | | | | |
| | Other enrolled students, 2020-21 | | | | | | | | | |
| | All program completers, 2020-21 | | | | | | 1 | | | |
| | All program completers, 2019-20 | | | | | | | | | |
| | All program completers, 2018-19 | | | | | | | | | |
| EDTPA: TECHNOLOGY AND ENGINEERING EDUCATION (TPA0143) Test Company: E.S. Pearson* Score Range: 15-75 | All enrolled students who have completed all nonclinical courses, 2020-21 | | | | | | | | | |
| | Other enrolled students, 2020-21 | | | | | | | | | |
| | All program completers, 2020-21 | 1 | | | | 37 | 2 | | | |
| | All program completers, 2019-20 | | | | | | 4 | | | |
| | All program completers, 2018-19 | | | | | | | | | |
| EDTPA: VISUAL ARTS (TPA0015) Test Company: E.S. Pearson* Score Range: 15-75 | All enrolled students who have completed all nonclinical courses, 2020-21 | | | | | | 1 | | | |
| | Other enrolled students, 2020-21 | | | | | | 3 | | | |
| | All program completers, 2020-21 | | | | | | 48 | 48 | 100% | |
| | All program completers, 2019-20 | | | | | | 42 | 42 | 100% | |
| | All program completers, 2018-19 | | | | | | | | | |

Single Assessment Institution-Level Pass Rate Data: Traditional Teacher Preparation Program Within IHE

|  | | <p align="center">HEOA - Title II 2020 - 2021 Academic Year</p> | | | | | <p align="center">Statewide</p> | | | |
|--------------------------------------------------------------------------------------------------|---------------------------------------------------------------------------|----------------------------------------------------------------------------|----------------------------------|--------------------------------|-------------------------------------------|-----------------------------------------|----------------------------------------|----------------------------------|----------------------------|--|
| Institution Name Institution Code State | | <p align="center">Rutgers University - Newark 2512 New Jersey</p> | | | | | | | | |
| Assessment Information¹ | Group | Number Taking Assessment | Number Passing Assessment | Institutional Pass Rate | Institutional Average Scaled Score | Assessment Cut Score² | Number Taking Assessment | Number Passing Assessment | Statewide Pass Rate | |
| EDTPA: WORLD LANGUAGES (TPA0020) Test Company: E.S. Pearson* Score Range: 13-65 | All enrolled students who have completed all nonclinical courses, 2020-21 | | | | | | | | | |
| | Other enrolled students, 2020-21 | | | | | | | | | |
| | All program completers, 2020-21 | | | | | | 13 | 12 | 92% | |
| | All program completers, 2019-20 | 3 | | | | 32 | 23 | 20 | 87% | |
| | All program completers, 2018-19 | | | | | | | | | |
| OPI ENGLISH (ACT1005) Test Company: ACTFL* Score Range: 1-10 | All enrolled students who have completed all nonclinical courses, 2020-21 | | | | | | 2 | | | |
| | Other enrolled students, 2020-21 | | | | | | 4 | | | |
| | All program completers, 2020-21 | | | | | | 13 | 13 | 100% | |
| | All program completers, 2019-20 | | | | | | 18 | 18 | 100% | |
| | All program completers, 2018-19 | | | | | | 15 | 15 | 100% | |
| OPI FRENCH (ACT1006) Test Company: ACTFL* Score Range: 1-10 | All enrolled students who have completed all nonclinical courses, 2020-21 | | | | | | | | | |
| | Other enrolled students, 2020-21 | | | | | | 1 | | | |
| | All program completers, 2020-21 | | | | | | 1 | | | |
| | All program completers, 2019-20 | | | | | | 2 | | | |
| | All program completers, 2018-19 | | | | | | 1 | | | |
| OPI ITALIAN (ACT1010) Test Company: ACTFL* Score Range: 1-10 | All enrolled students who have completed all nonclinical courses, 2020-21 | | | | | | | | | |
| | Other enrolled students, 2020-21 | | | | | | 1 | | | |
| | All program completers, 2020-21 | | | | | | | | | |
| | All program completers, 2019-20 | | | | | | | | | |
| | All program completers, 2018-19 | | | | | | | | | |

Single Assessment Institution-Level Pass Rate Data: Traditional Teacher Preparation Program Within IHE

|  | | HEOA - Title II 2020 - 2021 Academic Year | | | | | | | |
|----------------------------------------------------------------------------------|---------------------------------------------------------------------------|------------------------------------------------------|---------------------------|-------------------------|------------------------------------|-----------------------------------|--------------------------|---------------------------|---------------------|
| Institution Name | | Rutgers University - Newark | | | | | | | |
| Institution Code | | 2512 | | | | | | | |
| State | | New Jersey | | | | | | | |
| Assessment Information ¹ | Group | Number Taking Assessment | Number Passing Assessment | Institutional Pass Rate | Institutional Average Scaled Score | Assessment Cut Score ² | Statewide | | |
| | | | | | | | Number Taking Assessment | Number Passing Assessment | Statewide Pass Rate |
| OPI MANDARIN (ACT1013) Test Company: ACTFL* Score Range: 1-10 | All enrolled students who have completed all nonclinical courses, 2020-21 | | | | | | | | |
| | Other enrolled students, 2020-21 | | | | | | 2 | | |
| | All program completers, 2020-21 | | | | | | | | |
| | All program completers, 2019-20 | | | | | | | | |
| | All program completers, 2018-19 | | | | | | | | |
| OPI SPANISH (ACT1018) Test Company: ACTFL* Score Range: 1-10 | All enrolled students who have completed all nonclinical courses, 2020-21 | | | | | | | | |
| | Other enrolled students, 2020-21 | | | | | | 2 | | |
| | All program completers, 2020-21 | | | | | | 3 | | |
| | All program completers, 2019-20 | 3 | | | | 7 | 16 | 16 | 100% |
| | All program completers, 2018-19 | | | | | | 9 | | |
| WPT ENGLISH (ACT2004) Test Company: ACTFL* Score Range: 1-10 | All enrolled students who have completed all nonclinical courses, 2020-21 | | | | | | 1 | | |
| | Other enrolled students, 2020-21 | | | | | | 2 | | |
| | All program completers, 2020-21 | | | | | | 10 | 10 | 100% |
| | All program completers, 2019-20 | | | | | | 15 | 15 | 100% |
| | All program completers, 2018-19 | | | | | | 11 | 11 | 100% |

Note: In cases where there are less than ten students taking the assessment or license/certificate, the number passing and pass rate are not reported.

¹Tests with multiple delivery options (computer, paper, etc.) will be noted with the assessment code for one format only.

²Cut scores may vary for groups depending upon when the cut scores are established by the state and when each group completed their teacher certification or licensure assessment.

*Questions regarding tests listed by this testing company must be addressed to your state Title II Coordinator.

Single Assessment Institution-Level Pass Rate Data: *Traditional Teacher Preparation Program Within IHE*

April 4, 2022

| Statewide Average Scaled Score |
|--------------------------------------|
| |
| |
| |
| |
| 167 |
| 165 |
| 169 |
| 169 |
| 169 |
| |
| |
| |
| 163 |
| |
| |
| |
| |

Single Assessment Institution-Level Pass Rate Data: *Traditional Teacher Preparation Program Within IHE*

April 4, 2022

| Statewide Average Scaled Score |
|-----------------------------------------------|
| 174 |
| 173 |
| 177 |
| 178 |
| 177 |
| |
| |
| |
| |
| |
| 168 |
| 166 |
| 169 |
| 170 |
| 170 |
| |
| |
| |
| |

Single Assessment Institution-Level Pass Rate Data: *Traditional Teacher Preparation Program Within IHE*

April 4, 2022

| Statewide Average Scaled Score |
|-----------------------------------------------|
| 170 |
| 166 |
| 171 |
| 170 |
| 170 |
| |
| |
| |
| |
| |
| 164 |
| 161 |
| 166 |
| 166 |
| 166 |
| 175 |
| 173 |
| 177 |
| 177 |
| 178 |

Single Assessment Institution-Level Pass Rate Data: *Traditional Teacher Preparation Program Within IHE*

April 4, 2022

| Statewide Average Scaled Score |
|-----------------------------------------------|
| |
| |
| |
| |
| 165 |
| 164 |
| 166 |
| 166 |
| 168 |
| 165 |
| 163 |
| 167 |
| 168 |
| 168 |
| |
| |
| |
| |
| |

Single Assessment Institution-Level Pass Rate Data: *Traditional Teacher Preparation Program Within IHE*

April 4, 2022

| Statewide Average Scaled Score |
|-----------------------------------------------|
| 155 |
| 151 |
| 168 |
| 170 |
| 171 |
| |
| |
| |
| |
| |
| 163 |
| 162 |
| 169 |
| 168 |
| 169 |
| |
| |
| |
| |
| |

Single Assessment Institution-Level Pass Rate Data: *Traditional Teacher Preparation Program Within IHE*

April 4, 2022

| Statewide Average Scaled Score |
|-----------------------------------------------|
| |
| |
| 160 |
| 168 |
| 162 |
| 165 |
| 164 |
| 167 |
| 168 |
| 168 |
| |
| 168 |
| 177 |
| 179 |
| 179 |
| |
| |
| |
| |
| |

Single Assessment Institution-Level Pass Rate Data: *Traditional Teacher Preparation Program Within IHE*

April 4, 2022

| Statewide Average Scaled Score |
|--------------------------------------|
| |
| |
| 46 |
| 49 |
| |
| |
| |
| 46 |
| 47 |
| |
| |
| 46 |
| 45 |
| |
| |
| |
| |
| |

Single Assessment Institution-Level Pass Rate Data: *Traditional Teacher Preparation Program Within IHE*

April 4, 2022

| Statewide Average Scaled Score |
|--------------------------------------|
| |
| |
| 41 |
| 42 |
| |
| |
| 46 |
| 46 |
| |
| |
| 45 |
| 46 |
| |
| |
| 39 |
| 41 |
| |

Single Assessment Institution-Level Pass Rate Data: *Traditional Teacher Preparation Program Within IHE*

April 4, 2022

| Statewide Average Scaled Score |
|--------------------------------------|
| |
| |
| |
| |
| |
| |
| |
| |
| 8 |
| |
| |
| 10 |
| 10 |
| 10 |